



CHARTERS
— SCHOOL —

SUBMITTING OPTIONS HELP GUIDE

Please follow the steps for submitting options.
More support is in the Notes section of each slide.

SUBMITTING OPTIONS



Students will receive an email from SIMs to 'accept invitation'

Hi Test,

You're invited to start using SIMS Student so that you can view your timetable and school calendar, receive homework assignments, check attendance and more.

Simply accept this invitation and register within 90 days.

[Accept Invitation](#)

If the button above doesn't work, copy and paste the following link into your browser.

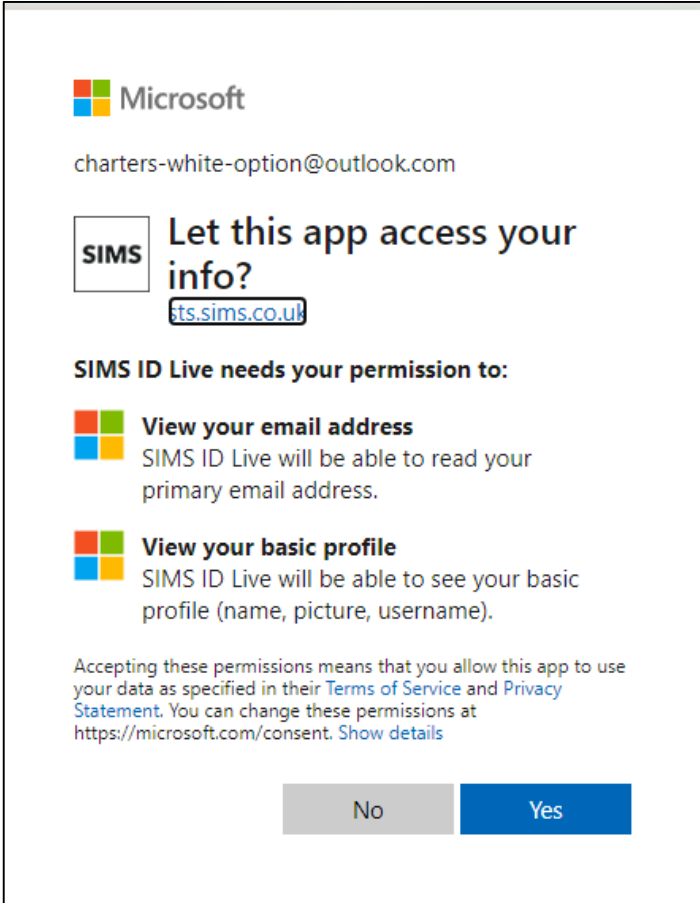
<https://id.sims.co.uk/registration/home/soscode>

Should you need to enter it, your personal invite code is: **TK2M7T32W9**

Once you've registered you can sign in using your web browser at www.sims-student.co.uk.

You can also use the app for convenience when you're out and about.

SUBMITTING OPTIONS



The screenshot shows a Microsoft consent dialog. At the top left is the Microsoft logo. Below it is the email address 'charters-white-option@outlook.com'. The main heading is 'Let this app access your info?' with the SIMS logo to the left and the URL 'sts.sims.co.uk' below. Underneath, it states 'SIMS ID Live needs your permission to:' followed by two permission items: 'View your email address' and 'View your basic profile'. At the bottom, there is a disclaimer about data usage and two buttons: 'No' and 'Yes'.

Microsoft

charters-white-option@outlook.com

SIMS Let this app access your info?
sts.sims.co.uk

SIMS ID Live needs your permission to:

- View your email address**
SIMS ID Live will be able to read your primary email address.
- View your basic profile**
SIMS ID Live will be able to see your basic profile (name, picture, username).

Accepting these permissions means that you allow this app to use your data as specified in their [Terms of Service](#) and [Privacy Statement](#). You can change these permissions at <https://microsoft.com/consent>. [Show details](#)

No Yes

Click on Yes to Let this app access your info?

SUBMITTING OPTIONS



Register your account for SIMS products



Sign in with SIMS ID



Sign in with Facebook



Sign in with Twitter



Sign in with Google



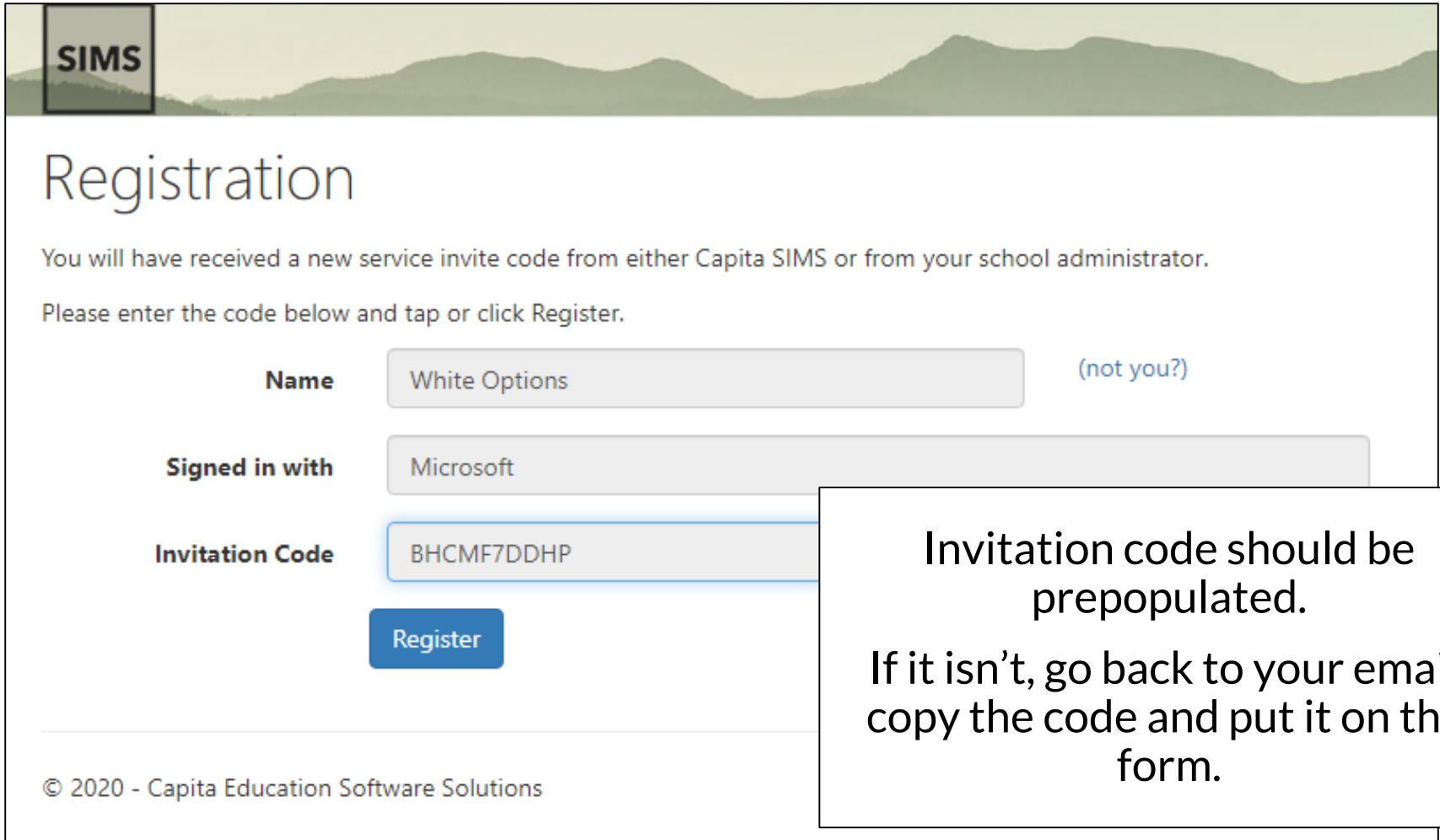
Sign in with Microsoft



Sign in with Office 365

Sign in via Office
365 using
username and
password

SUBMITTING OPTIONS



SIMS

Registration

You will have received a new service invite code from either Capita SIMS or from your school administrator.

Please enter the code below and tap or click Register.

Name [\(not you?\)](#)

Signed in with

Invitation Code

© 2020 - Capita Education Software Solutions

Invitation code should be prepopulated.

If it isn't, go back to your email, copy the code and put it on this form.

SUBMITTING OPTIONS

SIMS ID Account Created

Getting too many emails? [Unsubscribe](#)

SL SIMS ID - Live <simsid@identityfor.co.uk>
Sun 02/02/2020 09:28
White Options ▾

CAPITA | **SIMS** helping schools inspire

Thank you for successfully registering your account with SIMS ID.

You will now be able to use this account to sign in to your school's SIMS Online Services products using the links below.

If you are an administrator for any of the SIMS Online Services products you can access the administration site [here](#).

SIMS Parent
Download on the App Store | GET IT ON Google Play
You can also access SIMS Parent via your browser [here](#).

SIMS Student
Download on the App Store | GET IT ON Google Play
You can also access SIMS Student via your browser [here](#).

SIMS Options
You can access SIMS Options [here](#).

Parents can access SIMS Activities [here](#).
Students can access SIMS Activities [here](#).
Organisers can access SIMS Activities [here](#).

Click here in the confirmation email

SUBMITTING OPTIONS



Register your account for SIMS products



Sign in with SIMS ID



Sign in with Facebook



Sign in with Twitter



Sign in with Google



Sign in with Microsoft




Sign in with Office 365

Sign in again via
Office 365 using
username and
password

SUBMITTING OPTIONS

Save each time...It will re-save up until the deadline



Red EBacc

Please select 1 from the list of EBacc subjects

You have chosen 1 of 1 courses from this list

Computer Science GCSE 9 - 1 Full Course <small>This course is also available in Red Open</small>	French GCSE 9 - 1 Full Course <small>This course is also available in Red Open</small>	Geography GCSE 9 - 1 Full Course <small>This course is also available in Red Open</small>
History GCSE 9 - 1 Full Course <small>This course is also available in Red Open</small>	Spanish GCSE 9 - 1 Full Course <small>This course is also available in Red Open</small>	

Red Open

Please choose 4 subjects from this list.
Only 1 Design & Technology (D&T) subject (Graphic Products, Resistant Materials or Textiles) can be selected.

You have chosen 4 of 4 courses from this list

Art & Des GCSE 9 - 1 Full Course	Computer Science GCSE 9 - 1 Full Course <small>This course is also available in Red EBacc</small>	Dance GCSE 9 - 1 Full Course
Drama GCSE 9 - 1 Full Course	Enterprise BTEC Tech Award Level 1/2	Food Tech GCSE 9 - 1 Full Course
French GCSE 9 - 1 Full Course <small>You have selected this course in Red EBacc</small>	Geography GCSE 9 - 1 Full Course <small>This course is also available in Red EBacc</small>	Graphic Pr GCSE 9 - 1 Full Course
History GCSE 9 - 1 Full Course <small>This course is also available in Red EBacc</small>	Health&Soc Cambridge Nationals Certificate Level 1 & 2	OCR National ICT Cambridge Nationals Certificate Level 1 & 2
Music Tech Level 1/2 Certificate	Music GCSE 9 - 1 Full Course	BTEC Performing Arts BTEC Tech Award Level 1/2
Phys Ed GCSE 9 - 1 Full Course	Photography GCSE 9 - 1 Full Course	Relig St GCSE 9 - 1 Full Course
Res Mats GCSE 9 - 1 Full Course	Cambridge Nat Sports Skills Cambridge Nationals Certificate Level 1 & 2	BTEC Sport BTEC Tech Award Level 1/2
Sociology GCSE 9 - 1 Full Course	Spanish GCSE 9 - 1 Full Course <small>This course is also available in Red EBacc</small>	Textiles T GCSE 9 - 1 Full Course

Priority Choices

Course priorities do not need to be sorted by order

- French**
GCSE 9 - 1 Full Course Red EBacc

My Choices

To change your order of preference select a choice would like to move it to.

- Drama**
GCSE 9 - 1 Full Course Red Open
- Enterprise**
BTEC Tech Award Level 1/2 Red Open
- Relig St**
GCSE 9 - 1 Full Course Red Open
- Sociology**
GCSE 9 - 1 Full Course Red Open

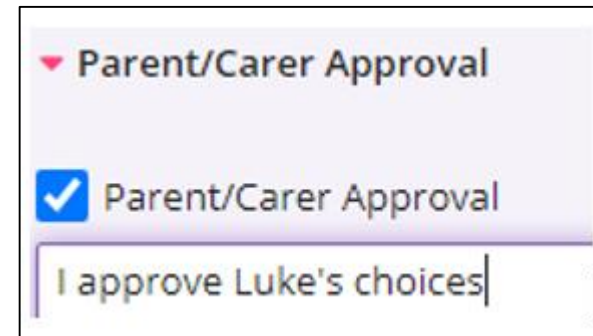
Select Open options in order of preference

APPROVING OPTIONS

Login to <https://www.sims-parent.co.uk/> to approve your child's options



Go to SIMS Options & click on your child's name



Scroll to approval section and tick

SUBMITTING OPTIONS

- You can change your option choices at any time up to the deadline

Simply go to www.sims-options.co.uk

- If changed, Parent Approval will need re-doing