



**What is the DofE?**

Your DofE programme is a real adventure.  
It doesn't matter who you are or where you're from.  
You just need to be aged between 14 and 24.

You can do DofE programmes at three levels:

- **Bronze** (aged 14+)
- **Silver** (aged 15+)
- **Gold** (aged 16+)

...which lead to a Duke of Edinburgh's Award.

You achieve an Award by completing a personal programme of activities in four sections:

- **Volunteering:** undertaking service to individuals or the community.
- **Physical:** improving in an area of sport, dance or fitness activities.
- **Skills:** developing practical and social skills and personal interests.
- **Expedition:** planning, training for and completion of an adventurous journey in the UK or abroad.

# Time and age requirements

<b>Level:</b>	<b>Minimum period of participation by:</b>	
	<b>Direct entrants</b>	<b>Previous level Award holders</b>
<b>Bronze</b>	<b>6 months</b>	<b>n/a</b>
<b>Silver</b>	<b>12 months</b>	<b>6 months</b>
<b>Gold</b>	<b>18 months</b>	<b>12 months</b>

*Direct entrants are young people starting their DofE programme at either Silver or Gold level, who have not achieved the previous level of Award.*

# Bronze Award (14+ years old)

Volunteering	Physical	Skills	Expedition
3 months	3 months	3 months	Plan, train for and complete a 2 day, 1 night expedition

*All participants must undertake a **further** 3 months in the Volunteering, Physical or Skills section.*

# Choosing activities

There is a massive choice of activities that count towards DofE programmes. You can select practically any activity you want – as long as it's legal and morally acceptable.

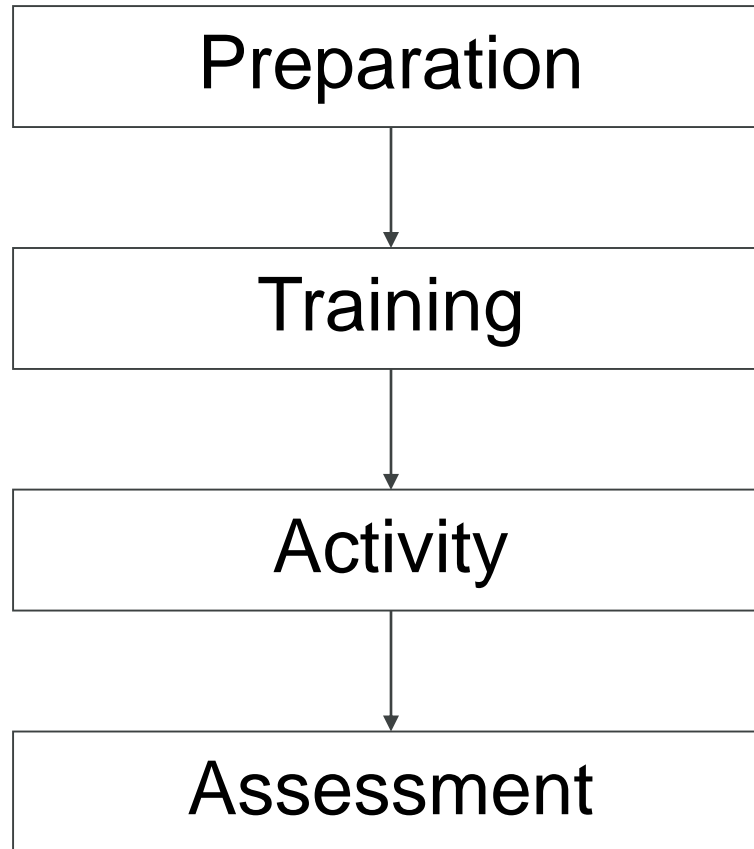
- Activities are placed in specific sections for a reason.
- You need to choose activities you are going to enjoy.
- Activities could be something that you are already doing or perhaps one you've always wanted to try.

# Choosing activities

Think about what you want to do for each section, and check with your DofE Leader that your choices can be counted.

Use the helpful lists and category finder on **[www.DofE.org/sections](http://www.DofE.org/sections)**.

# The steps for the sections





# Volunteering

## Aim

- To inspire young people to make a difference within their communities or to an individual's life and develop compassion by giving service to others.



# Benefits

---

- Learn about their community and feel a sense of belonging and purpose.
- Learn to take responsibility for their communities and their own actions.
- Build new relationships.
- Further understand their own strengths and weaknesses.
- Develop teamwork and leaderships skills.
- Trust others and be trusted.
- Enjoy new adventures.

# What is required?

- Volunteering is simple. It's about choosing to give time to something useful, without getting paid.
- Team volunteering can be beneficial to you and to the project you choose.
- At least 3/4 of the activity needs to be practical volunteering, so only a 1/4 can be training.
- Training courses, therefore, must either:
  - Change their content to include practical volunteering e.g. raising awareness of the project.
  - Count towards the Skills section – e.g. Life skills category.

# Volunteering categories

- Helping people
- Community action and raising awareness
- Coaching, teaching and leadership
- Working with the environment or animals
- Helping a charity or community organisation




# Physical



## Aim

- To inspire young people to achieve greater physical fitness and a healthy lifestyle through participation and improvement in physical activity.



# Benefits

---

- Enjoy keeping fit.
- Improve fitness.
- Discover new abilities.
- Raise self-esteem.
- Extend personal goals.
- Set and respond to a challenge.
- Experience a sense of achievement.

# What is a physical activity?

---

In short, anything that requires a sustained level of physical energy and involves doing an activity.

You are free to do this section independently or as part of a team.

# Physical categories

- Team sports
- Individual sports
- Water sports
- Racquet sports
- Dance
- Fitness
- Extreme sports
- Martial arts





# Skills



## Aim

- To inspire young people to develop practical and social skills and personal interests.

# Benefits

- Develop a new talent.
- Improve self-esteem and confidence.
- Develop practical and social skills.
- Develop better organisational and time management skills.
- Sharpen research skills.
- Learn how to set and rise to a challenge.

# Something old or something new

---

Ultimately you must be able to prove that you have broadened your understanding and increased your expertise in the chosen skill.

Activities can be undertaken on either an individual or group basis.

# Skills categories

- Creative arts
- Performance arts
- Science and technology
- Care of animals
- Music
- Life skills
- Learning and collecting
- Media and communication
- Natural world
- Games and sports



# Expedition



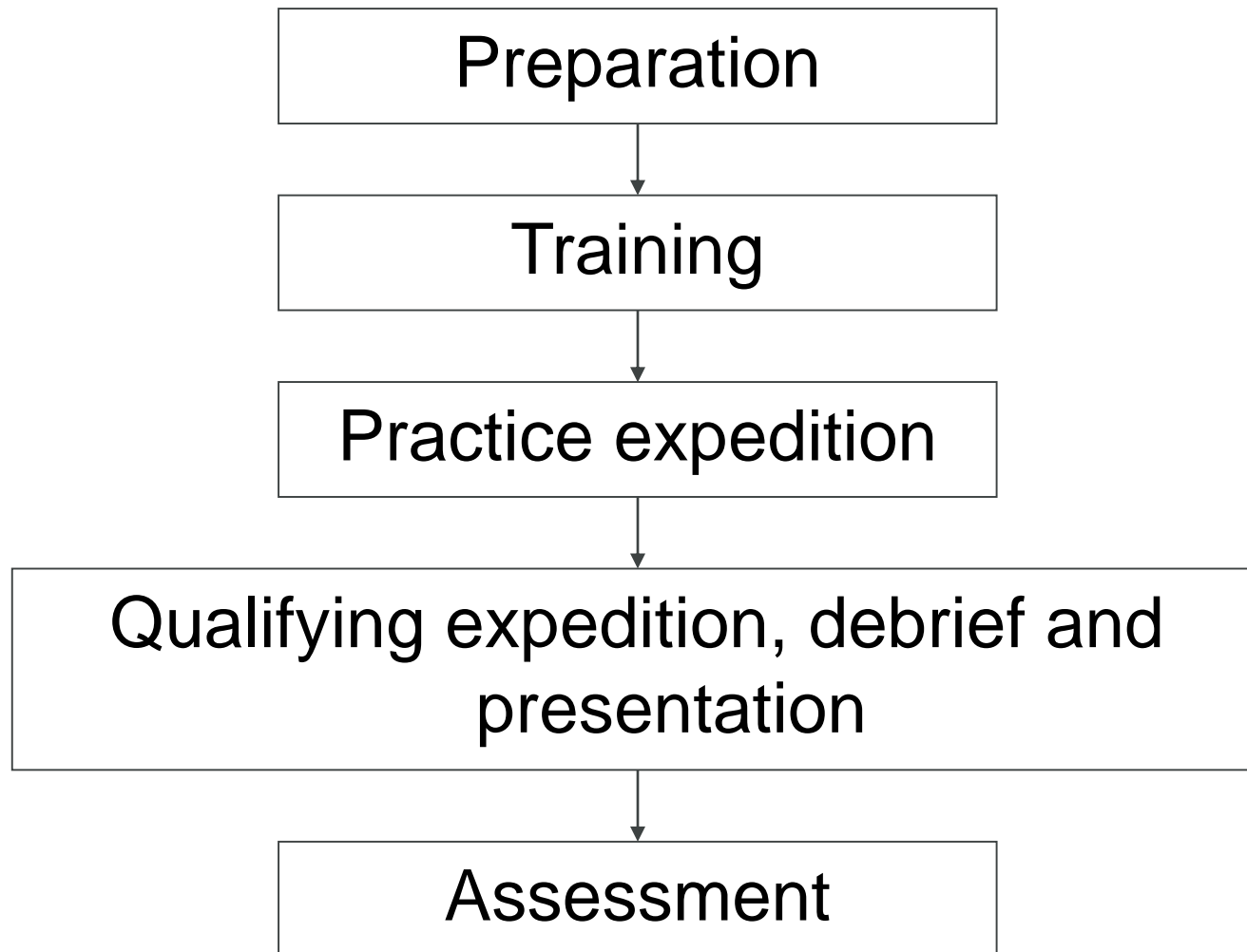
## Aim

- To inspire young people to develop initiative and a sense of adventure and discovery, by planning, training for and completing an adventurous journey as part of a team.

# Benefits

- Gain an appreciation of and respect for the outdoor environment.
- Learn the value of sharing responsibility for success.
- Learn the importance of attention to detail and organisational ability.
- Develop and demonstrate enterprise and imagination.
- Become more self-reliant.
- Become more able to overcome challenges.
- Recognise the needs and strengths of others.
- Improve decision-making skills and the ability to accept consequences.
- Gain skills to reflect on personal performance.
- Learn to manage risk.
- Learn through experience.

# The expedition process



# Expedition examples

- This can be far flung or close to home:
  - Exploring team dynamics on foot in the Cairngorms.
  - Using cycle paths in Germany to compare to the UK.
  - Following a disused railway track by wheelchair.
  - Utilising canoe trails in Canada on a wilderness trip.
  - Exploring bridle paths in the Brecon Beacons.





# Timescales for qualifying expeditions

Level	Duration	Minimum hours of planned activity each day
<b>Bronze</b>	2 days and 1 night	At least 6 hours during the daytime (at least 3 of which must be spent journeying)
<b>Silver</b>	3 days and 2 nights	At least 7 hours during the daytime (at least 3½ of which must be spent journeying)
<b>Gold</b>	4 days and 3 nights	At least 8 hours during the daytime (at least 4 of which must be spent journeying)

# Important Dates

---

Initial Meeting:	27 <sup>th</sup> September
<b>Application Deadline:</b>	<b>Friday 6<sup>th</sup> October</b>
Introduction Meeting:	Thursday 19 <sup>th</sup> October
Planning Meeting:	Thursday 2 <sup>nd</sup> November
Training Weekend:	27/28 <sup>th</sup> January
Practice Weekend:	28/29 <sup>th</sup> April
Qualifying:	19/20 <sup>th</sup> May

# Application Process

---

Students will be asked to write a letter of application as places are limited.

In the letter, students should think about why they want to do the Duke of Edinburgh Award and what they hope to gain from it.

Letters should be no more than 300 words in length and can be submitted electronically or by hand to Mr Taylor in S11, no later than Friday 6<sup>th</sup> October.

**Have fun!**